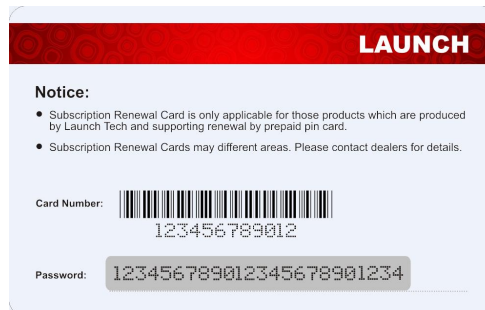


1. Introduction

The Subscription Renewal Card is only applicable for those products which are produced by LAUNCH and supports software payment and renewal.



Note: The Subscription Renewal Card may differ in different areas. Please contact dealers for details.

2. Knowledge of Subscription Renewal Card



Card Number	It includes 12 digit numbers.
Password	Scratch or scarp the designated area to reveal the hidden information. Generally it is composed of 24 digit numbers.

3. How to activate the Subscription Renewal Card?

- 1) Tap the application icon on the home screen to launch it.
- 2) Tap “Login” on the upper right corner of screen to log in the system (Note: Please make sure the tool has a strong Wi-Fi connection).
- 3) Tap  and select “Update” to enter the update center.
- 4) Tap “Renewal” on the update page to activate Subscription Renewal Card.
- 5) Input the password of Subscription Renewal Card (24-digit numbers) and then tap “Confirm” to finish the transaction (The order can be viewed by tapping  -> “Profile”->“My order”).

Note: To avoid purchasing a forfeit Subscription Renewal Card, please purchase it from authorized LAUNCH dealers.



Company Name: Launch Tech Co.,Ltd
 Company ADD: Launch Industrial Park,North Wuhe Rd,Banxuegang, Longgang,Shenzhen,Guangdong P.R.China